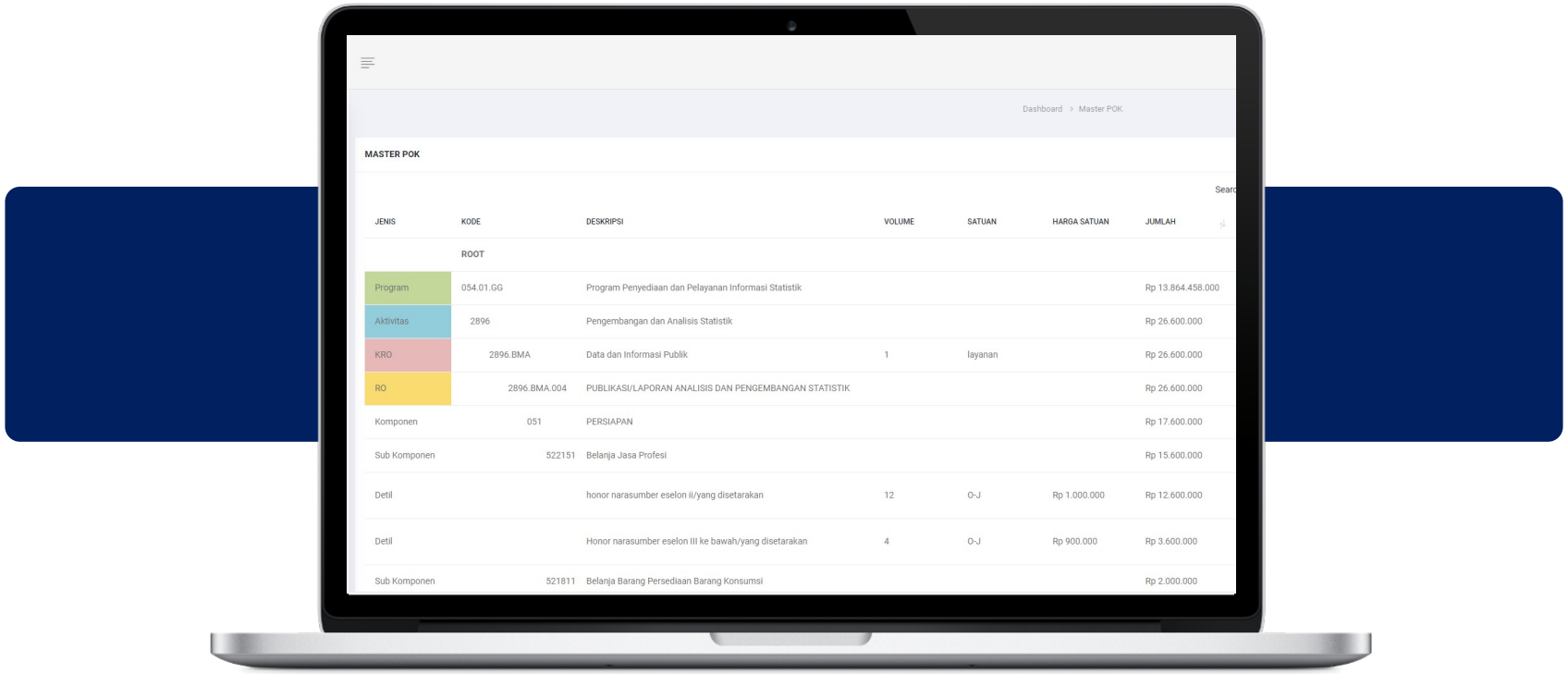


# Aplikasi SIPEDAS2021 V.2

2021

# Level Akses Sistem
# "User Fungsi"

- Lihat Dashboard
- Entri/Edit RPD
- Lihat LDS
- Lihat Realisasi SPJ
- Unduh POK
- Lihat Tabulasi

# MENU

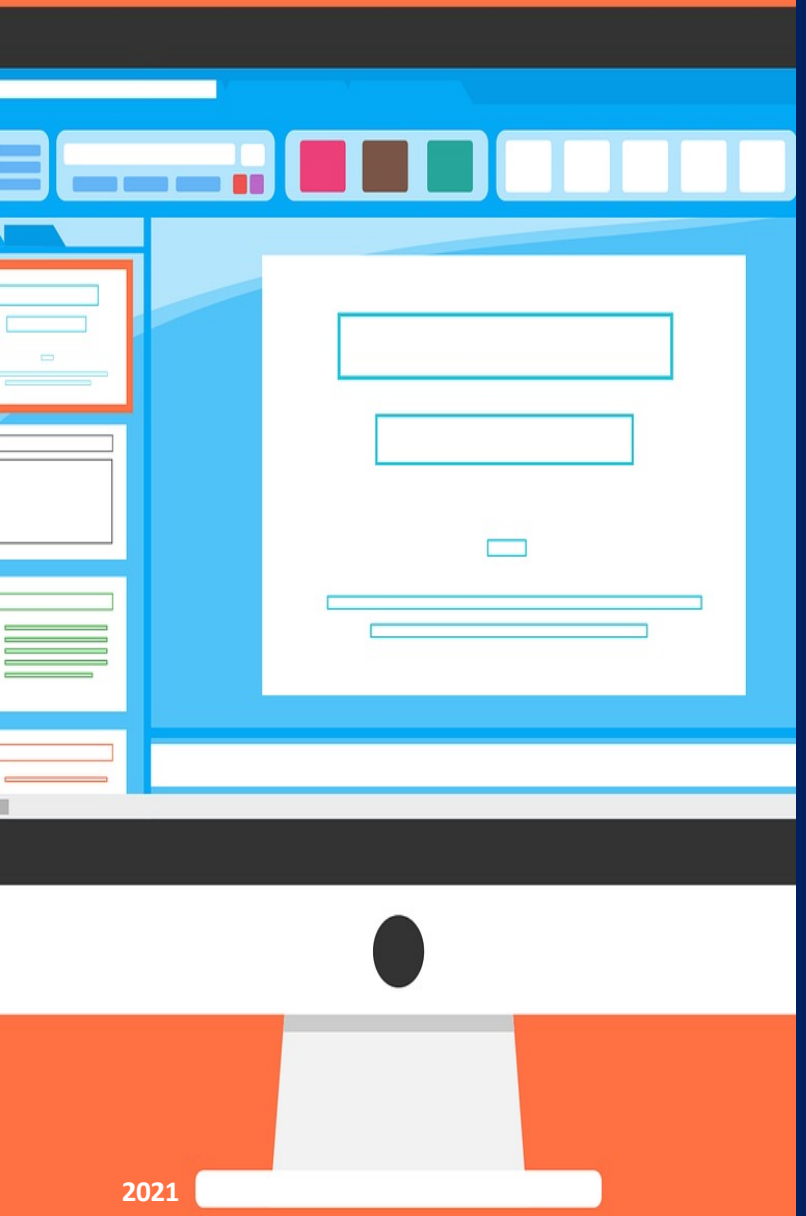

## Dashboard Anggaran

Menampilkan realisasi serapan anggaran sampai dengan bulan tertentu dan perbandingan RPD, SPJ, dan LDS

## Dashboard Daya Serap Bagian/Fungsi

Menampilkan daya serap masing-masing fungsi sampai bulan tertentu

## Rencana Penarikan Dana (RPD)

Mengisi dan edit nilai Rencana Penarikan Dana per bulan sesuai rincian POK masing-masing fungsi.

## Realisasi SPJ

Melihat nilai realisasi SPJ per bulan sesuai rincian POK masing-masing fungsi.

# MENU

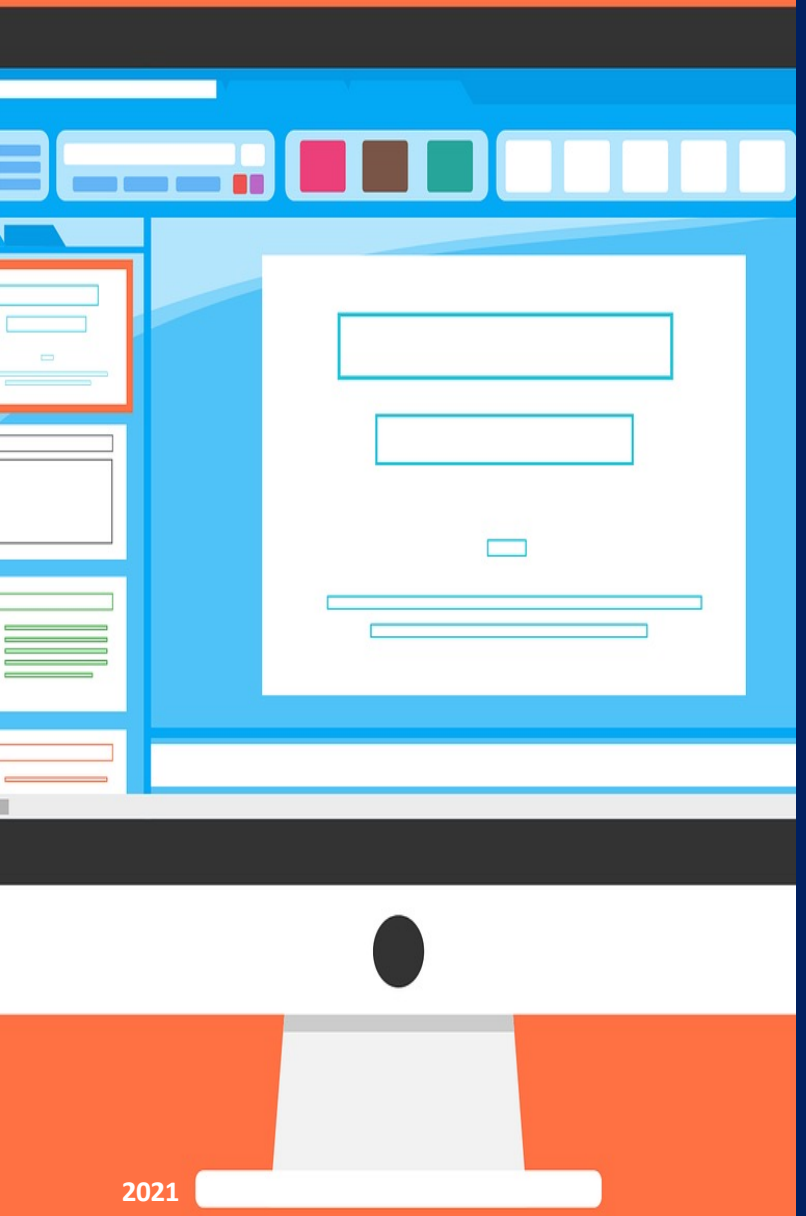

## Laporan Daya Serap (LDS)

Melihat nilai LDS per bulan berdasarkan sesuai rincian POK masing-masing fungsi.

## Unduh POK

Mendownload POK semua kegiatan dengan ektensi XLS.

## Tabel RPD Bagian/Fungsi

Melihat tabulasi RPD bagian/fungsi berdasarkan bulan dan
dapat diexport dengan ekstensi XLS.

## Tabel LDS Bagian/Fungsi

Melihat tabulasi LDS bagian/fungsi berdasarkan bulan dan
dapat diexport dengan ekstensi XLS.

# MENU

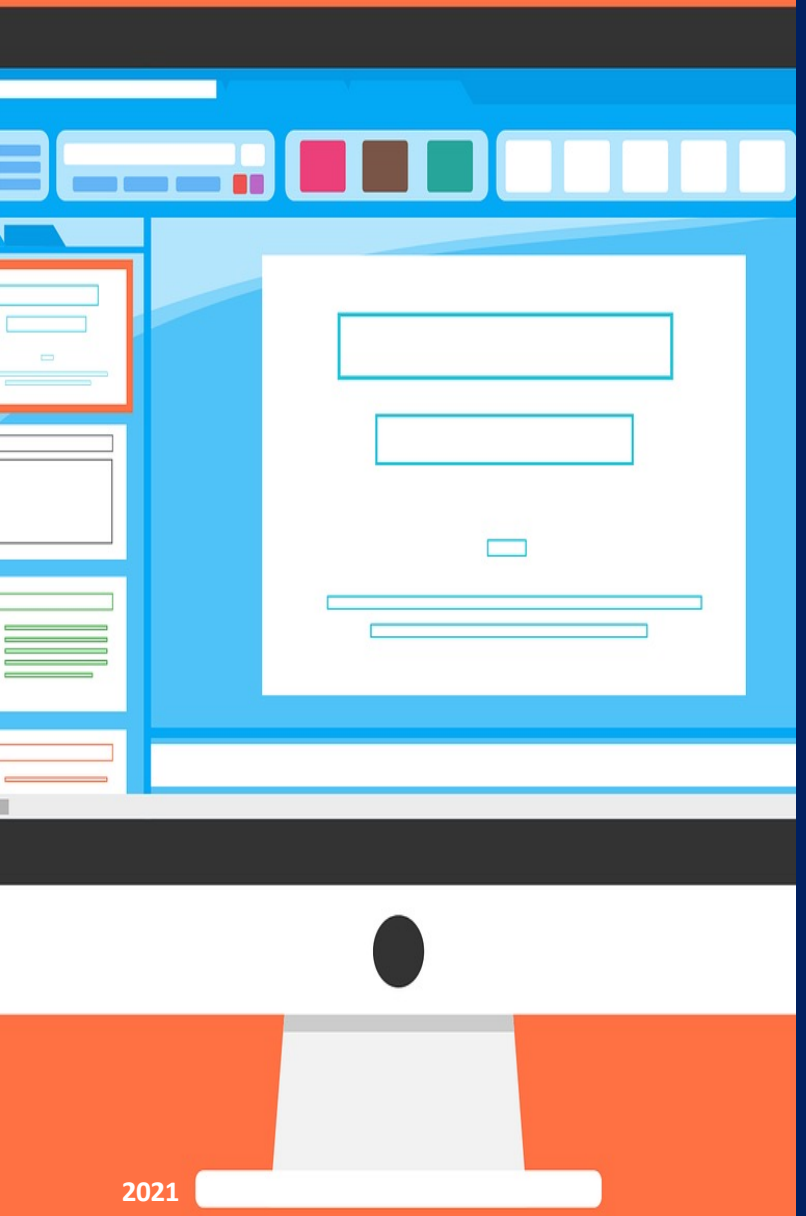

## Tabel RPD Jenis Belanja

Melihat tabulasi RPD bagian/fungsi berdasarkan jenis belanja dan dapat diexport dengan ekstensi XLS.

## Tabel LDS Jenis Belanja

Melihat tabulasi LDS bagian/fungsi berdasarkan jenis belanja dan dapat diexport dengan ekstensi XLS.

## Login Aplikasi RPD LDS

# Akses https://s.bps.go.id/anggaran53

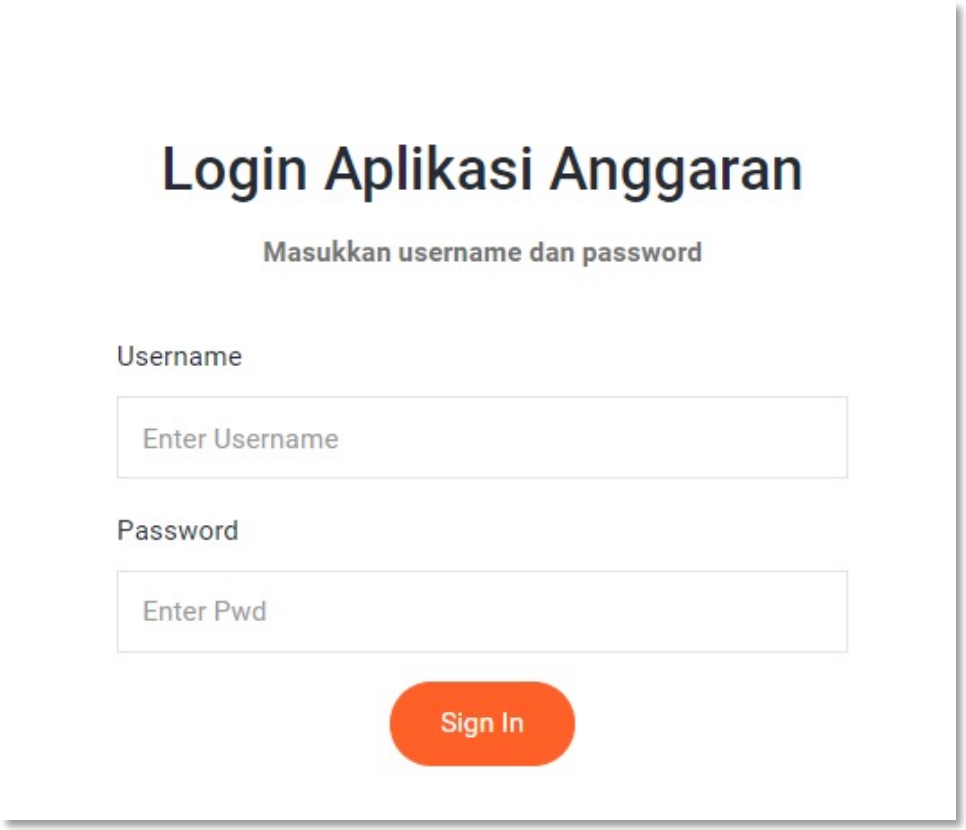


| Role | Username | Password |
|---|---|---|
| **FUNGSI** | umum<br>sosial<br>distribusi<br>produksi<br>nerwilis<br>ipds | umum<br>sosial<br>distribusi<br>produksi<br>nerwilis<br>ipds |

## Entri Rencana Penarikan Dana

# Login fungsi -> Penarikan dan Realisasi -> RPD

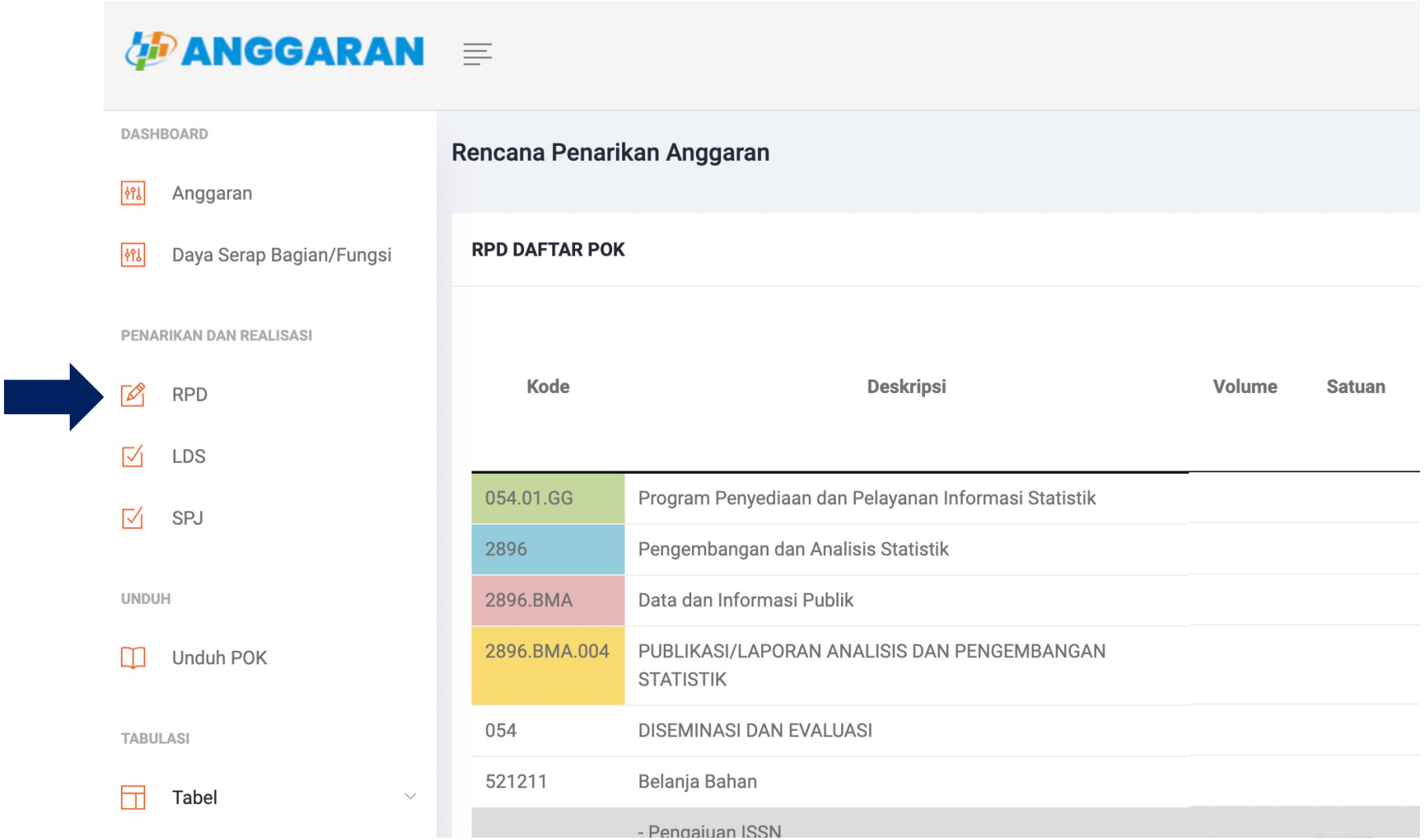

## Entri Rencana Penarikan Dana

**Isikan rencana penarikan pada kotak form yang bersesuaian dengan bulan dan rincian POK**

**RPD DAFTAR POK**

otomatis diakumulasi per level

Search:

| Kode | Deskripsi | Januari | | | Februari | | | |
|---|---|---|---|---|---|---|---|---|
| | | UP | LS | Total | UP | LS | Total | UP |
| 054.01.GG | Program Penyediaan dan Pelayanan Informasi Statistik | 700.000 | 210.000 | 910.000 | 20.000 | 0 | 20.000 | 0 |
| 2896 | Pengembangan dan Analisis Statistik | 20.000 | 210.000 | 230.000 | 20.000 | 0 | 20.000 | 0 |
| 2896.BMA | Data dan Informasi Publik | 20.000 | 210.000 | 230.000 | 20.000 | 0 | 20.000 | 0 |
| 2896.BMA.004 | PUBLIKASI/LAPORAN ANALISIS DAN PENGEMBANGAN STATISTIK | 20.000 | 210.000 | 230.000 | 20.000 | 0 | 20.000 | 0 |
| 051 | PERSIAPAN | 20.000 | 210.000 | 230.000 | 20.000 | 0 | 20.000 | 0 |
| 521811 | Belanja Barang Persediaan Barang Konsumsi | 10.000 | 10.000 | 20.000 | 0 | 0 | 0 | 0 |
| | - Pengadaan Atk Dan Komputer Supplies | 10.000 | 10.000 | 20.000 | | | 0 | |
| 522151 | Belanja Jasa Profesi | 10.000 | 200.000 | 210.000 | 20.000 | 0 | 20.000 | 0 |
| | - honor narasumber eselon ii/yang disetarakan | | | 0 | | | 0 | |
| | - Honor narasumber eselon III ke bawah/yang disetarakan | 10.000 | 200.000 | 210.000 | 20.000 | | 20.000 | |

## Entri Rencana Penarikan Dana

# Entri RPD di form, jika berwarna hijau maka data sudah tersimpan, jika berwarna merah tidak tersimpan

**RPD DAFTAR POK**

Search:

| Kode | Deskripsi | Januari | | | Februari | | | |
|---|---|---|---|---|---|---|---|---|
| | | UP | LS | Total | UP | LS | Total | UP |
| 054.01.GG | Program Penyediaan dan Pelayanan Informasi Statistik | 700.000 | 210.000 | 910.000 | 20.000 | 0 | 20.000 | 0 |
| 2896 | Pengembangan dan Analisis Statistik | 20.000 | 210.000 | 230.000 | 20.000 | 0 | 20.000 | 0 |
| 2896.BMA | Data dan Informasi Publik | 20.000 | 210.000 | 230.000 | 20.000 | 0 | 20.000 | 0 |
| 2896.BMA.004 | PUBLIKASI/LAPORAN ANALISIS DAN PENGEMBANGAN STATISTIK | 20.000 | 210.000 | 230.000 | 20.000 | 0 | 20.000 | 0 |
| 051 | PERSIAPAN | 20.000 | 210.000 | 230.000 | 20.000 | 0 | 20.000 | 0 |
| 521811 | Belanja Barang Persediaan Barang Konsumsi | 10.000 | 10.000 | 20.000 | 0 | 0 | 0 | 0 |
| | - Pengadaan Atk Dan Komputer Supplies | 10.000 | 10.000 | 20.000 | | | 0 | |
| 522151 | Belanja Jasa Profesi | 10.000 | 200.000 | 210.000 | 20.000 | 0 | 20.000 | 0 |
| | - honor narasumber eselon ii/yang disetarakan | | | 0 | | | 0 | |
| | - Honor narasumber eselon III ke bawah/yang disetarakan | 10.000 | 200.000 | 210.000 | 20.000 | | 20.000 | |

## Entri Rencana Penarikan Dana

# Sisa PAGU akan muncul di kolom “Sisa” paling kanan

Search:

| November | | | Desember | | | Sisa |
|---|---|---|---|---|---|---|
| UP | LS | Total | UP | LS | Total | |
| 0 | 0 | 0 | 1.000.000 | 8.700.000 | 9.700.000 | |
| 0 | 0 | 0 | 1.000.000 | 200.000 | 1.200.000 | |
| | | 0 | 1.000.000 | 200.000 | 1.200.000 | 780.000 |
| 0 | 0 | 0 | 0 | 8.500.000 | 8.500.000 | |
| | | 0 | | 8.000.000 | 8.000.000 | 0 |
| | | 0 | | 500.000 | 500.000 | 1.970.000 |
| 0 | 0 | 0 | 0 | 0 | 0 | |

## Entri Rencana Penarikan Dana

**Jika nilai di form totalnya > jumlah,**
**muncul Popup peringatan kotak form berwarna merah**

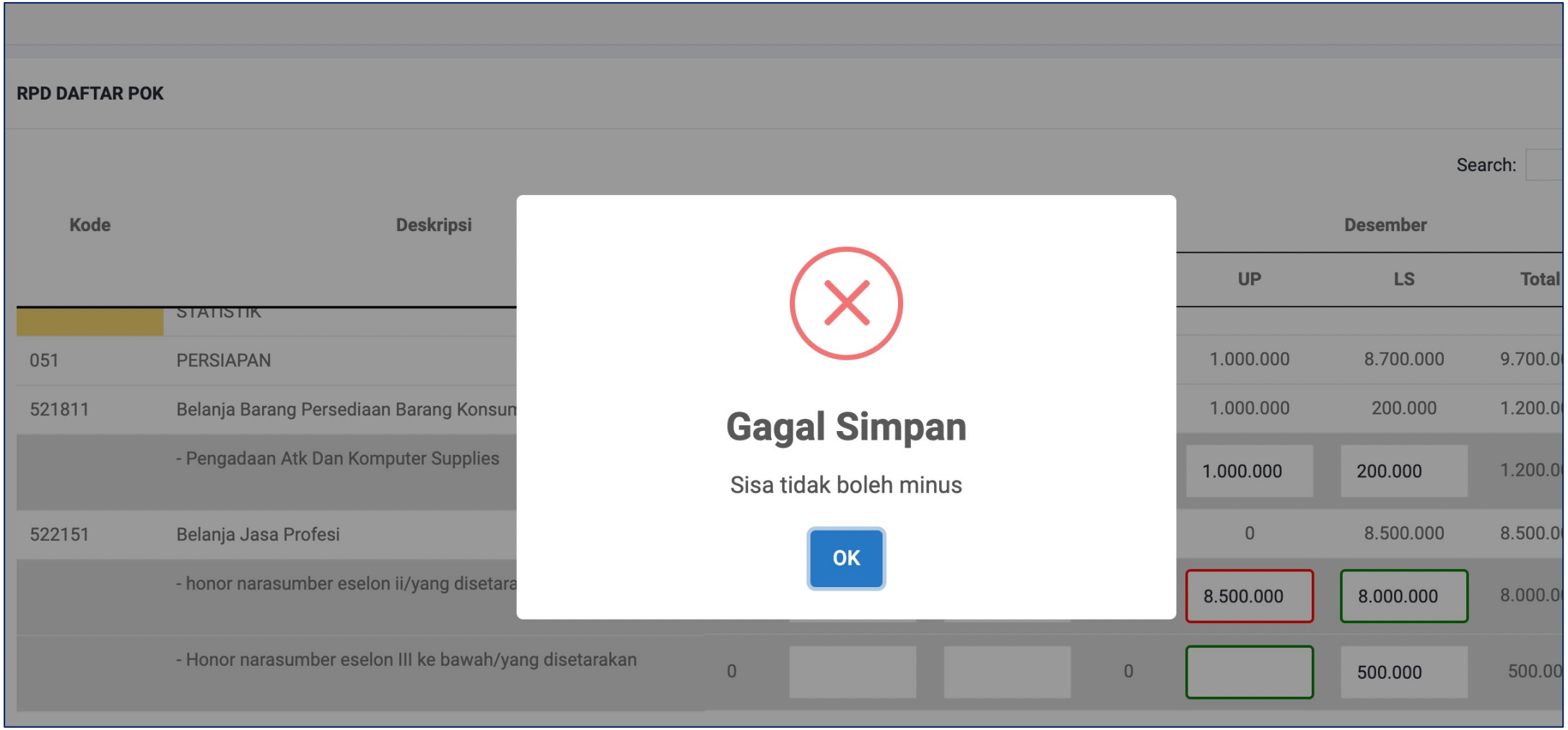

## Entri Rencana Penarikan Dana

**Kolom search untuk mencari kegiatan spesifik,**
**masukkan kode/deskripsi kegiatan maka akan terfilter sesuai dengan kode/deskripsi.**

**RPD DAFTAR POK**

Search:

| Kode | Deskripsi | Oktober | | | November | | |
|---|---|---|---|---|---|---|---|
| | | UP | LS | Total | UP | LS | Total |
| 054.01.GG | Program Penyediaan dan Pelayanan Informasi Statistik | 0 | 0 | 0 | 0 | 0 | 0 |
| 2896 | Pengembangan dan Analisis Statistik | 0 | 0 | 0 | 0 | 0 | 0 |
| 2896.BMA | Data dan Informasi Publik | 0 | 0 | 0 | 0 | 0 | 0 |
| 2896.BMA.004 | PUBLIKASI/LAPORAN ANALISIS DAN PENGEMBANGAN STATISTIK | 0 | 0 | 0 | 0 | 0 | 0 |
| 054 | DISEMINASI DAN EVALUASI | 0 | 0 | 0 | 0 | 0 | 0 |
| 521211 | Belanja Bahan | 0 | 0 | 0 | 0 | 0 | 0 |
| | - Pengajuan ISSN | | | 0 | | | 0 |

## Lihat Laporan Daya Serap

# Login fungsi -> Penarikan dan Realisasi -> LDS

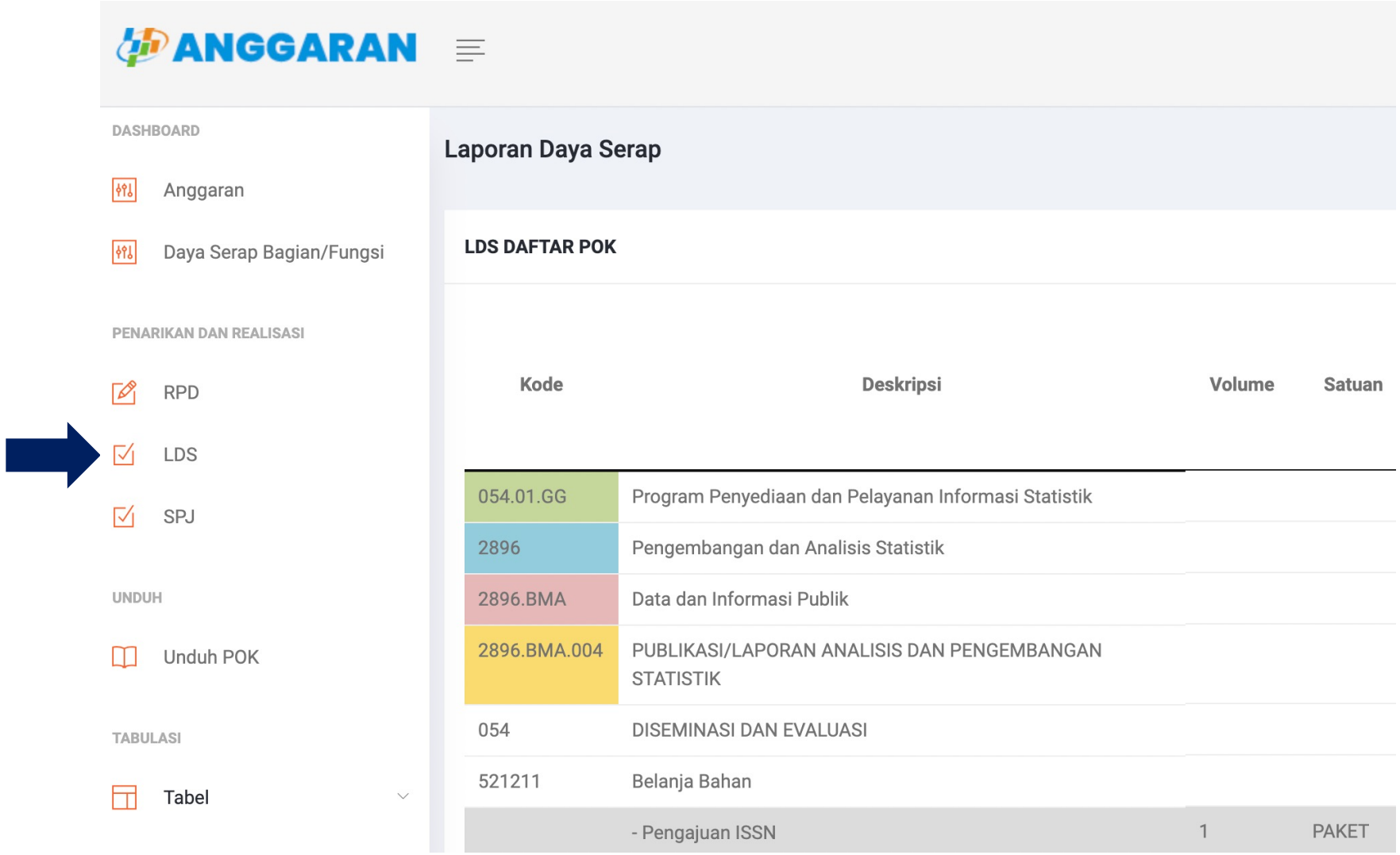

## Lihat Laporan Daya Serap

# Melihat laporan daya serap per deskripsi kegiatan dan per bulan.

**LDS DAFTAR POK**

| Kode | Deskripsi | Volume | Satuan | Harga Satuan | Jumlah | Januari | | |
|---|---|---|---|---|---|---|---|---|
| | | | | | | UP | LS | Total |
| 054.01.GG | Program Penyediaan dan Pelayanan Informasi Statistik | | | | 13.394.813.000 | 0 | 0 | 0 |
| 2896 | Pengembangan dan Analisis Statistik | | | | 26.600.000 | 0 | 0 | 0 |
| 2896.BMA | Data dan Informasi Publik | | | | 26.600.000 | 0 | 0 | 0 |
| 2896.BMA.004 | PUBLIKASI/LAPORAN ANALISIS DAN PENGEMBANGAN STATISTIK | | | | 26.600.000 | 0 | 0 | 0 |
| 054 | DISEMINASI DAN EVALUASI | | | | 13.900.000 | 0 | 0 | 0 |
| 521211 | Belanja Bahan | | | | 12.900.000 | 0 | 0 | 0 |
| | - Pengajuan ISSN | 1 | PAKET | 250.000 | 250.000 | | 0 | 0 |
| 2897 | Pelayanan dan Pengembangan Diseminasi Informasi Statistik | | | | 54.122.000 | 0 | 0 | 0 |
| 2897.BDB | Fasilitasi dan Pembinaan Lembaga | | | | 19.762.000 | 0 | 0 | 0 |
| 2897.BDB.003 | LAPORAN PENYELENGGARAAN SISTEM STATISTIK NASIONAL (SSN) | | | | 19.762.000 | 0 | 0 | 0 |

## Lihat Laporan Daya Serap

**Kolom search untuk mencari kegiatan spesifik,**
**masukkan kode/deskripsi kegiatan maka akan terfilter sesuai dengan kode/deskripsi.**

Search:

| Harga Satuan | Jumlah | Januari | | | Februari | | | |
|---|---|---|---|---|---|---|---|---|
| | | UP | LS | Total | UP | LS | Total | UP |
| | 13.394.813.000 | 0 | 0 | 0 | 0 | 0 | 0 | 0 |
| | 26.600.000 | 0 | 0 | 0 | 0 | 0 | 0 | 0 |
| | 26.600.000 | 0 | 0 | 0 | 0 | 0 | 0 | 0 |
| | 26.600.000 | 0 | 0 | 0 | 0 | 0 | 0 | 0 |
| | 13.900.000 | 0 | 0 | 0 | 0 | 0 | 0 | 0 |

## Lihat Realisasi SPJ

# Login fungsi -> Penarikan dan Realisasi -> SPJ

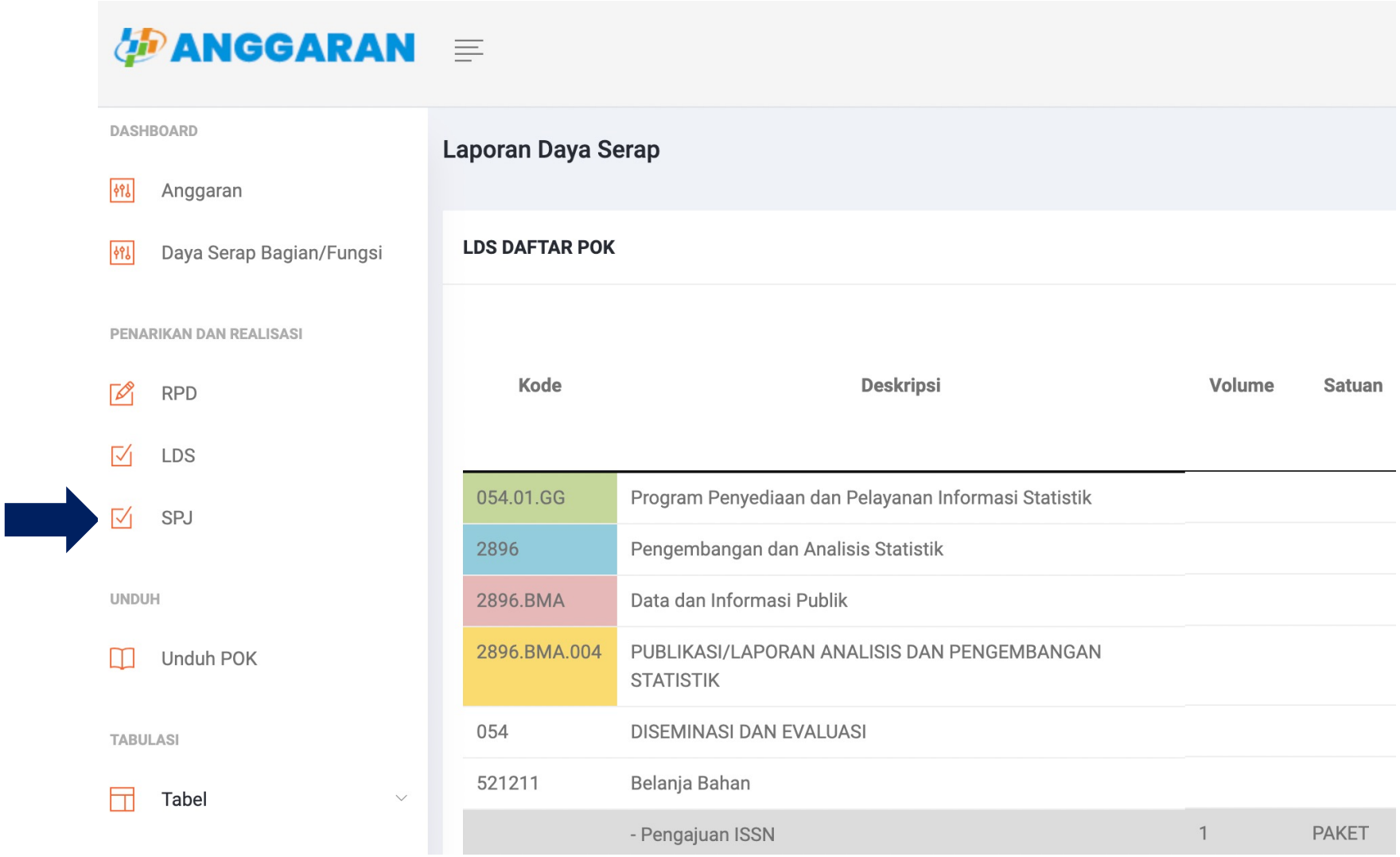

## Lihat Realisasi SPJ

**Melihat laporan SPJ per deskripsi kegiatan dan per bulan.**

**SPJ DAFTAR POK**

Search:

| Kode | Deskripsi | Volume | Satuan | Harga Satuan | Jumlah | Januari | | | Februari | | | |
|---|---|---|---|---|---|---|---|---|---|---|---|---|
| | | | | | | UP | LS | Total | UP | LS | Total | UP |
| 054.01.GG | Program Penyediaan dan Pelayanan Informasi Statistik | | | | 13.394.813.000 | 0 | 0 | 0 | 0 | 0 | 0 | 0 |
| 2896 | Pengembangan dan Analisis Statistik | | | | 26.600.000 | 0 | 0 | 0 | 0 | 0 | 0 | 0 |
| 2896.BMA | Data dan Informasi Publik | | | | 26.600.000 | 0 | 0 | 0 | 0 | 0 | 0 | 0 |
| 2896.BMA.004 | PUBLIKASI/LAPORAN ANALISIS DAN PENGEMBANGAN STATISTIK | | | | 26.600.000 | 0 | 0 | 0 | 0 | 0 | 0 | 0 |
| 054 | DISEMINASI DAN EVALUASI | | | | 13.900.000 | 0 | 0 | 0 | 0 | 0 | 0 | 0 |
| 521211 | Belanja Bahan | | | | 12.900.000 | 0 | 0 | 0 | 0 | 0 | 0 | 0 |
| | - Pengajuan ISSN | 1 | PAKET | 250.000 | 250.000 | | | 0 | | | 0 | |
| 2897 | Pelayanan dan Pengembangan Diseminasi Informasi Statistik | | | | 54.122.000 | 0 | 0 | 0 | 0 | 0 | 0 | 0 |
| 2897.BDB | Fasilitasi dan Pembinaan Lembaga | | | | 19.762.000 | 0 | 0 | 0 | 0 | 0 | 0 | 0 |

## Lihat Realisasi SPJ

**Kolom search untuk mencari kegiatan spesifik,**
**masukkan kode/deskripsi kegiatan maka akan terfilter sesuai dengan kode/deskripsi.**

Search:

| Harga Satuan | Jumlah | Januari | | | Februari | | | |
|---|---|---|---|---|---|---|---|---|
| | | UP | LS | Total | UP | LS | Total | UP |
| | 13.394.813.000 | 0 | 0 | 0 | 0 | 0 | 0 | 0 |
| | 26.600.000 | 0 | 0 | 0 | 0 | 0 | 0 | 0 |
| | 26.600.000 | 0 | 0 | 0 | 0 | 0 | 0 | 0 |
| | 26.600.000 | 0 | 0 | 0 | 0 | 0 | 0 | 0 |
| | 13.900.000 | 0 | 0 | 0 | 0 | 0 | 0 | 0 |

## Unduh POK

**Download Master POK sesuai dengan data yang diinput di website**

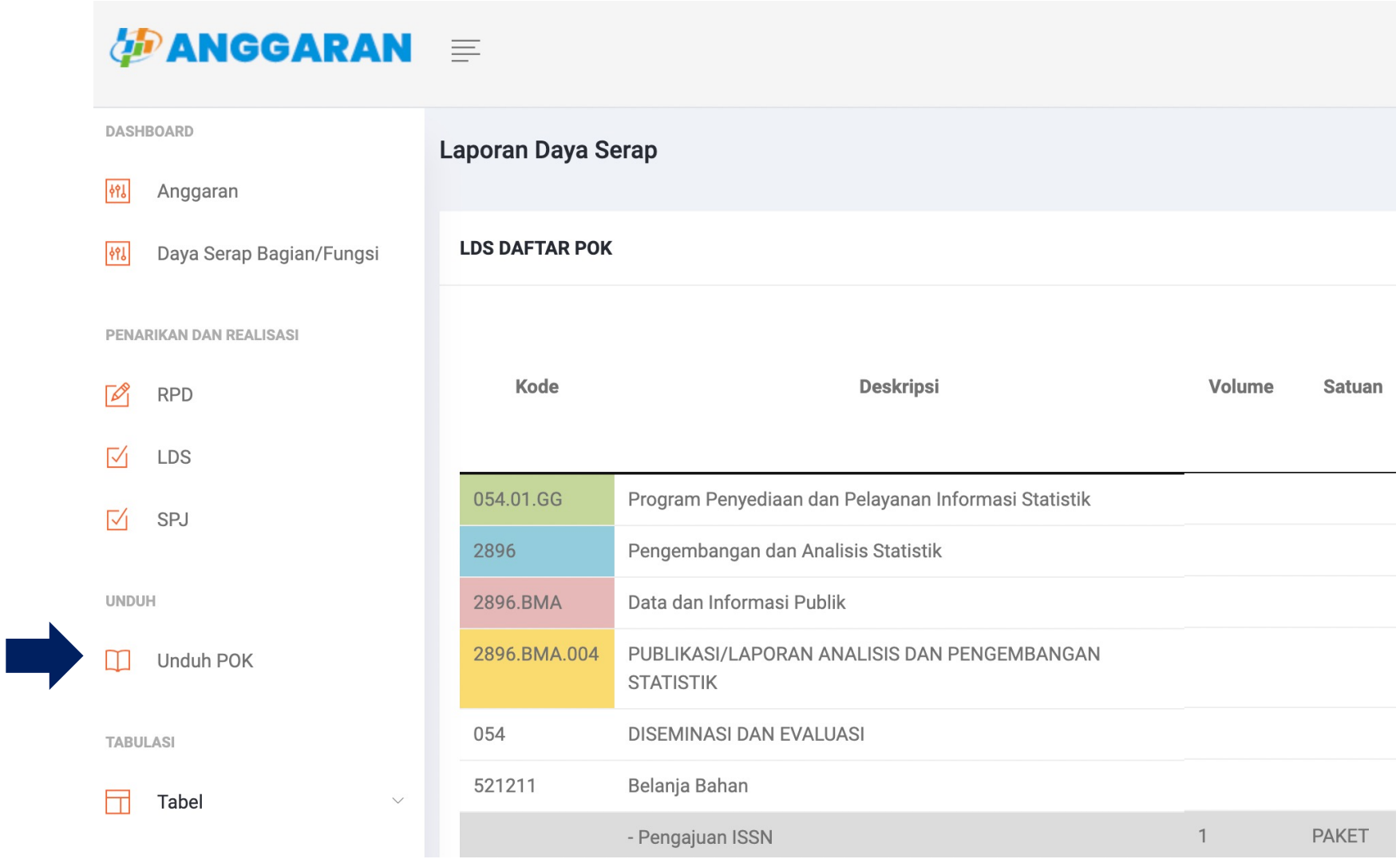

## Unduh POK

**Klik Unduh POK untuk mengunduh master POK**

## Unduh POK

# Tampilan excel hasil unduh

**RPD, LDS dan SPJ Menurut Rincian POK**

| Identifikasi | Bidang | Kode | Deskripsi | Volume | Satuan | Harga Satuan | Jumlah | Januari | | | Februari | | | Maret | | | April | | |
|---|---|---|---|---|---|---|---|---|---|---|---|---|---|---|---|---|---|---|---|
| | | | | | | | | UP | LS | Total | UP | LS | Total | UP | LS | Total | UP | LS | To |
| | | 054.01.GG | Program Penyediaan dan Pelayanan Informasi Statistik | | | | 13 394 813 000 | | | | | | | | | | | | |
| | | 2896 | Pengembangan dan Analisis Statistik | | | | 26 600 000 | | | | | | | | | | | | |
| | | 2896.BMA | Data dan Informasi Publik | 1 | layanan | | 26 600 000 | | | | | | | | | | | | |
| | | 2896.BMA.004 | PUBLIKASI/LAPORAN ANALISIS DAN PENGEMBANGAN STATISTIK | | | | 26 600 000 | | | | | | | | | | | | |
| | | 051 | PERSIAPAN | | | | 12 700 000 | | | | | | | | | | | | |
| | | 521811 | Belanja Barang Persediaan Barang | | | | 2 000 000 | | | | | | | | | | | | |
| ATK & COMP. SU | Bagian Umum | | - Pengadaan Atk Dan Komputer Supplies | 1 | PAKET | 2 000 000 | 2 000 000 | | | | | | | | | | | | |
| | | 522151 | Belanja Jasa Profesi | | | | 10 700 000 | | | | | | | | | | | | |
| HONOR | Fungsi NWAS | | - honor narasumber eselon ii/yang disetarakan | 8 | O-J | 1 000 000 | 8 000 000 | | | | | | | | | | | | |
| HONOR | Fungsi NWAS | | - Honor narasumber eselon III ke bawah/yang disetarakan | 3 | O-J | 900 000 | 2 700 000 | | | | | | | | | | | | |
| | | 054 | DISEMINASI DAN EVALUASI | | | | 13 900 000 | | | | | | | | | | | | |
| | | 521114 | Belanja Pengiriman Surat Dinas Pos | | | | 1 000 000 | | | | | | | | | | | | |
| PENGIRIMAN | Bagian Umum | | - pengiriman publikasi | 1 | Paket | 1 000 000 | 1 000 000 | | | | | | | | | | | | |
| | | 521211 | Belanja Bahan | | | | 12 900 000 | | | | | | | | | | | | |
| PENCETAKAN | Fungsi NWAS | | - pencetakan publikasi analisis isu | 1 | PAKET | 5 000 000 | 5 000 000 | | | | | | | | | | | | |
| PENCETAKAN | Fungsi NWAS | | - pencetakan publikasi inkesra | 1 | PAKET | 3 000 000 | 3 000 000 | | | | | | | | | | | | |
| BARANG/JASA | Fungsi NWAS | | - Ijin pembukaan website di Kominfo | 1 | PAKET | 1 500 000 | 1 500 000 | | | | | | | | | | | | |
| BARANG/JASA | Fungsi NWAS | | - Harga domain | 1 | PAKET | 2 350 000 | 2 350 000 | | | | | | | | | | | | |
| BARANG/JASA | Fungsi NWAS | | - Harga hosting | 1 | PAKET | 800 000 | 800 000 | | | | | | | | | | | | |
| BARANG/JASA | Fungsi IPDS | | - Pengajuan ISSN | 1 | PAKET | 250 000 | 250 000 | | | | | | | | | | | | |
| | | 2897 | Pelayanan dan Pengembangan Diseminasi Informasi Statistik | | | | 54 122 000 | | | | | | | | | | | | |
| | | 2897.BDB | Fasilitasi dan Pembinaan Lembaga | 1 | Lembaga | | 19 762 000 | | | | | | | | | | | | |
| | | 2897.BDB.003 | LAPORAN PENYELENGGARAAN SISTEM STATISTIK NASIONAL (SSN) | | | | 19 762 000 | | | | | | | | | | | | |
| | | 051 | PERSIAPAN | | | | 3 284 000 | | | | | | | | | | | | |
| | | 521114 | Belanja Pengiriman Surat Dinas Pos | | | | 680 000 | | | | | | | | | | | | |
| PENGIRIMAN | Fungsi IPDS | | - Biaya pengiriman dokumen dari provinsi ke kab/kota | 1 | Paket | 680 000 | 680 000 | | | | | | | | | | | | |
| | | 521211 | Belanja Bahan | | | | 2 604 000 | | | | | | | | | | | | |
| KONSUMSI | Bagian Umum | | - Konsumsi Rapat | 42 | Paket | 62 000 | 2 604 000 | | | | | | | | | | | | |
| | | 052 | PENGUMPULAN DATA | | | | 16 478 000 | | | | | | | | | | | | |
| | | 521213 | Belanja Honor Output Kegiatan | | | | 1 328 000 | | | | | | | | | | | | |
| HONOR | Fungsi IPDS | | - Honor Inda Mengajar Survei Kebutuhan Data (SKD) di Provinsi | 16 | O-J | 83 000 | 1 328 000 | | | | | | | | | | | | |
| | | | Belanja Barang Non Operasional- | | | | | | | | | | | | | | | | |

## Dashboard Anggaran

**Login fungsi -> Pilih Dashboard -> Anggaran**

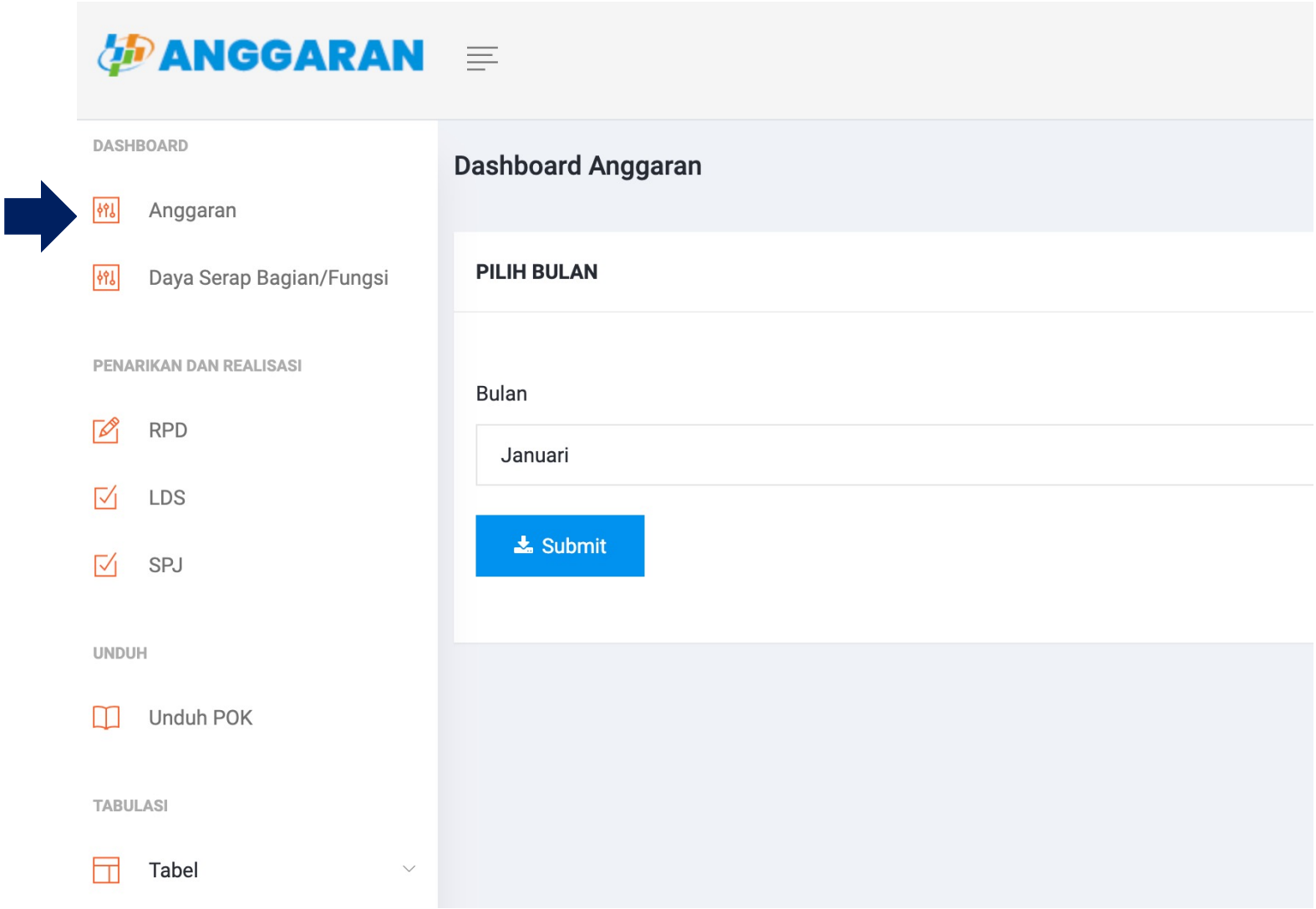

# Dashboard Anggaran

## Pilih bulan untuk melihat realisasi serapan anggaran dan Persentase RPD, SPJ dan LDS

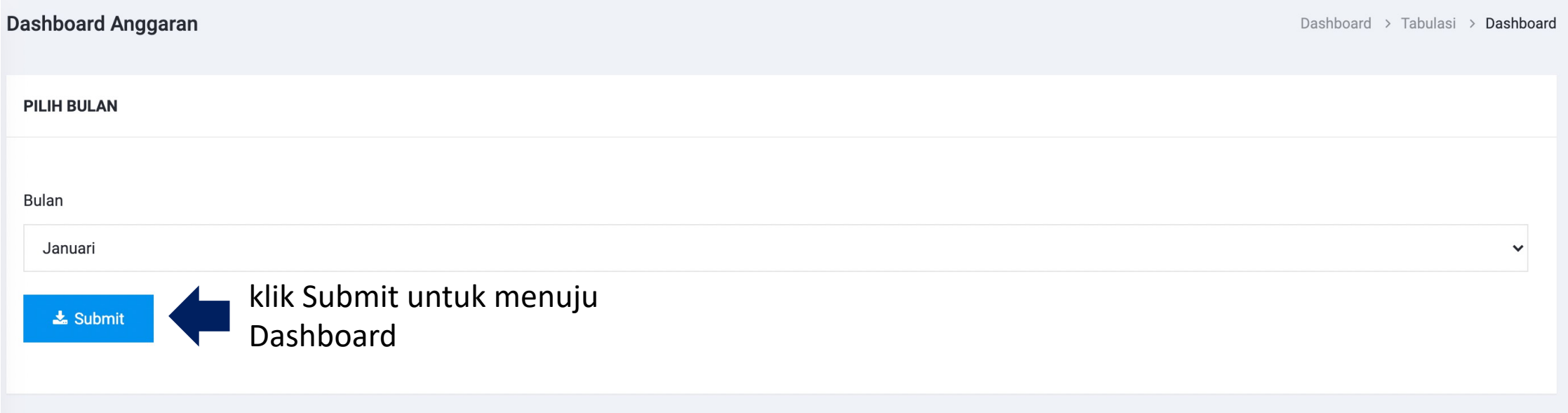

## Dashboard Anggaran

**Dashboard Realisasi serapan anggaran dan Persentase RPD, SPJ dan LDS akan ditampilkan sampai dengan bulan yang dipilih**

# Dashboard Daya Serap Bagian/Fungsi

## Login fungsi -> Pilih Dashboard -> Daya Serap Bagian/Fungsi

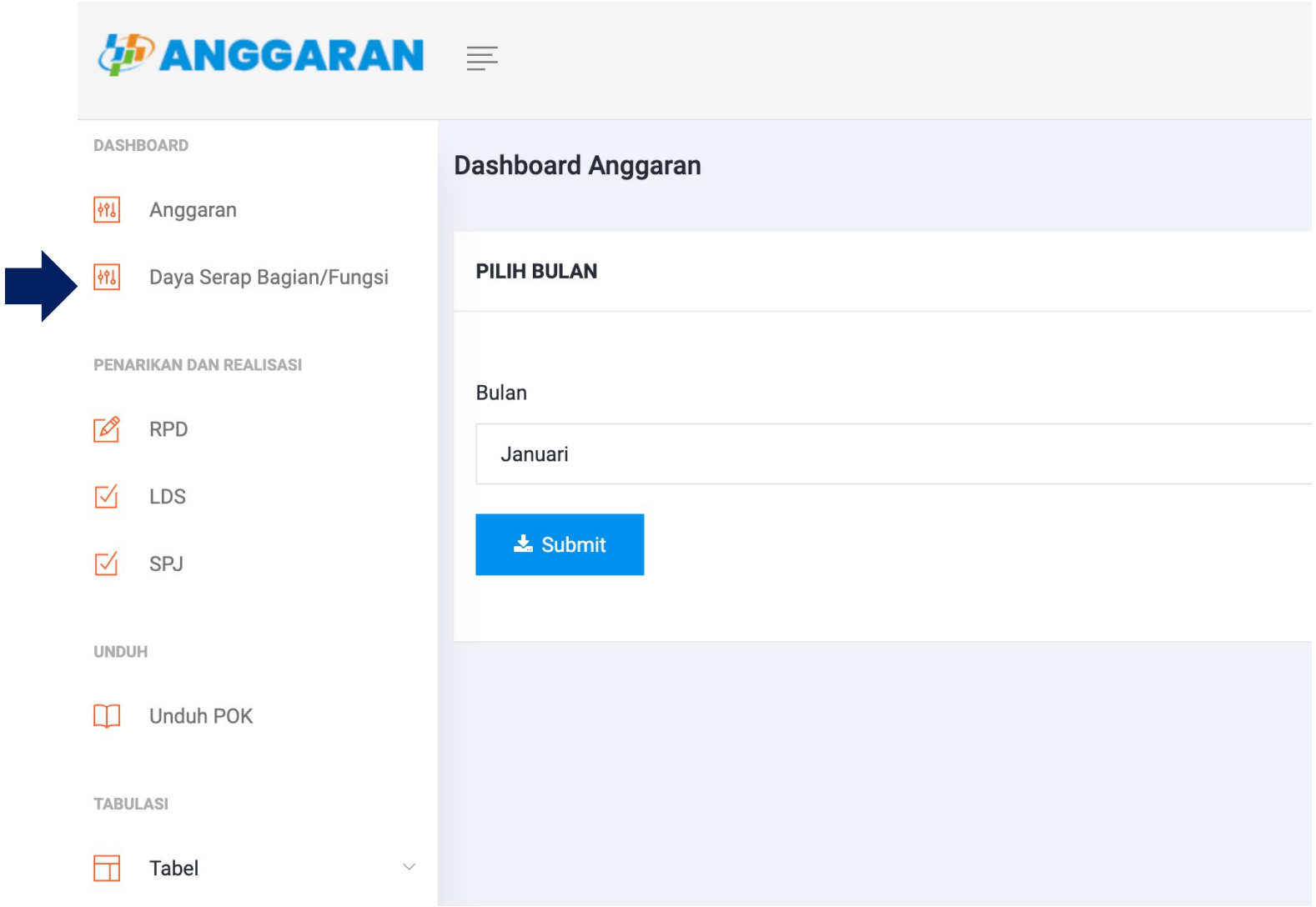

## Dashboard Daya Serap Bagian/Fungsi

**Pilih bulan untuk dilihat Realisasi serapan anggaran dan Persentase RPD, SPJ dan LDS**

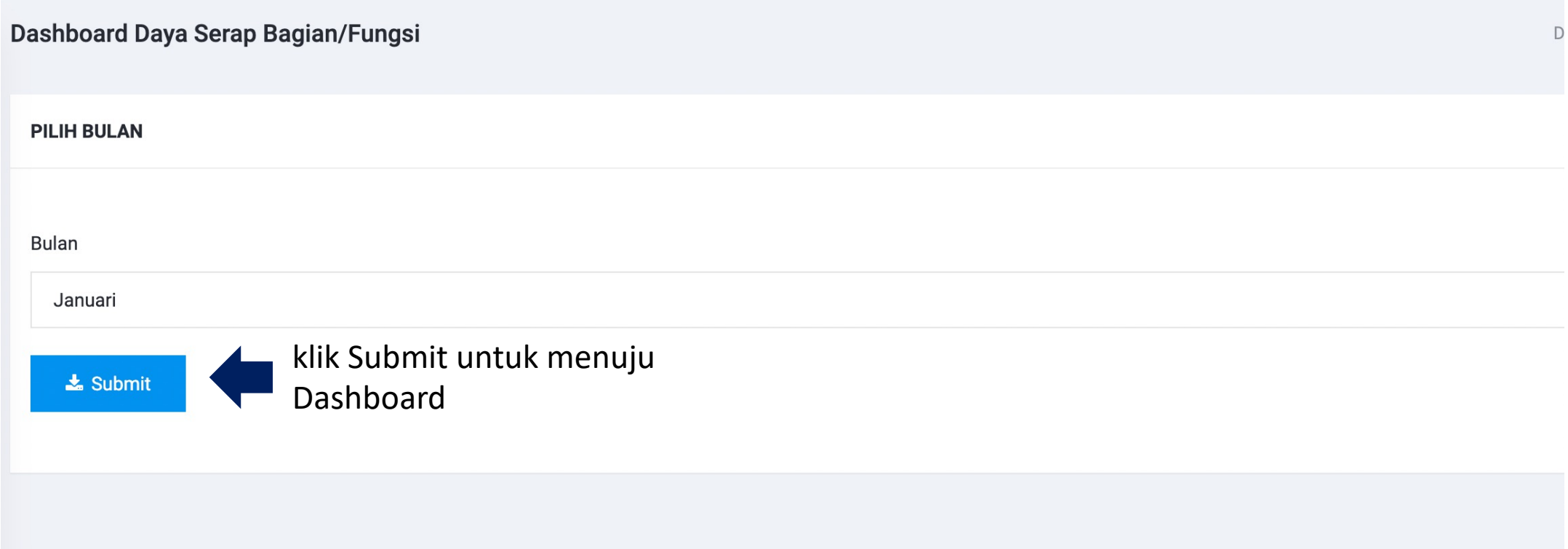

# Dashboard Daya Serap Bagian/Fungsi

## Dashboard Realisasi LDS terhadap RPD per fungsi akan muncul sesuai bulan dipilih

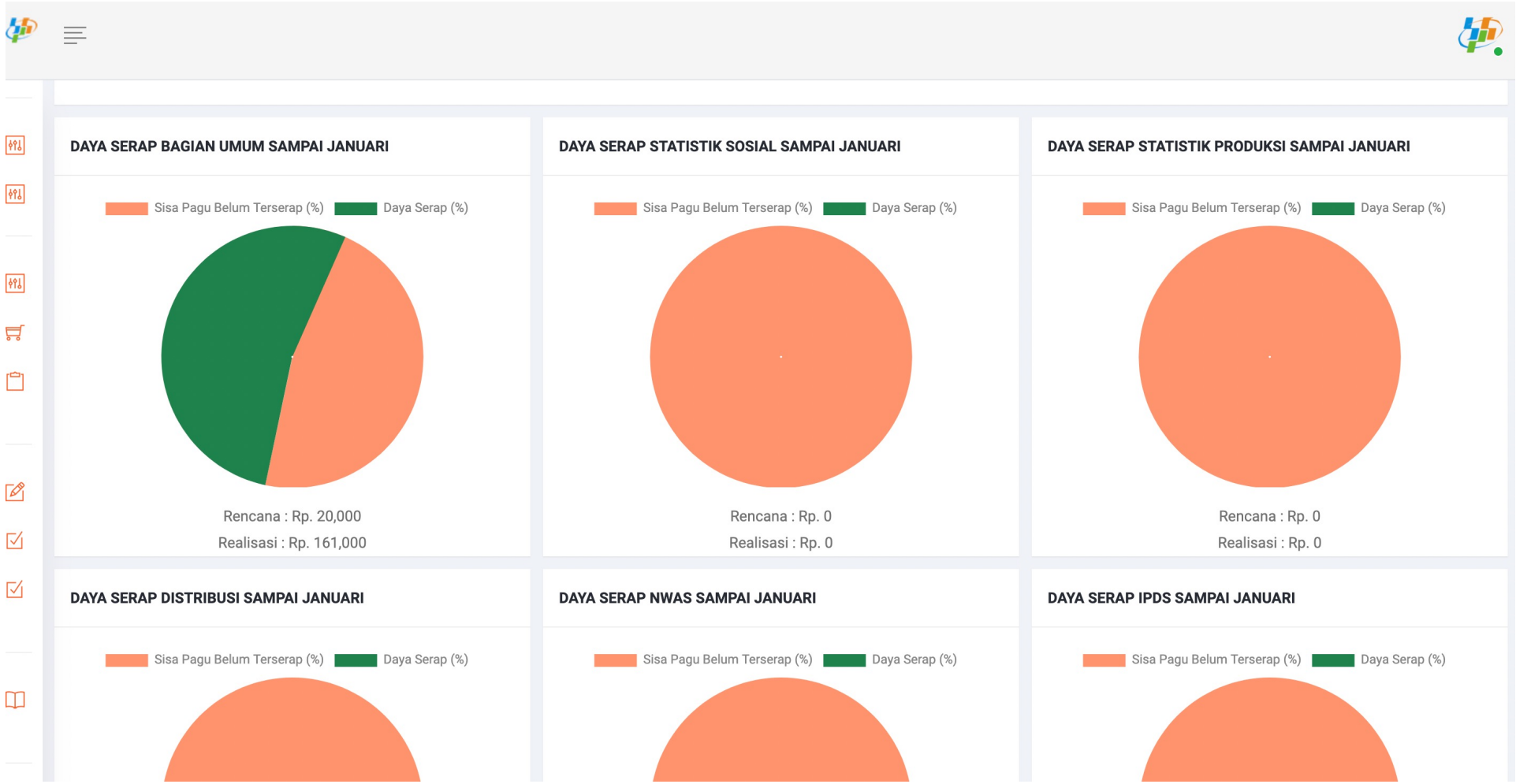

## Tabulasi

# Login fungsi -> Tabulasi

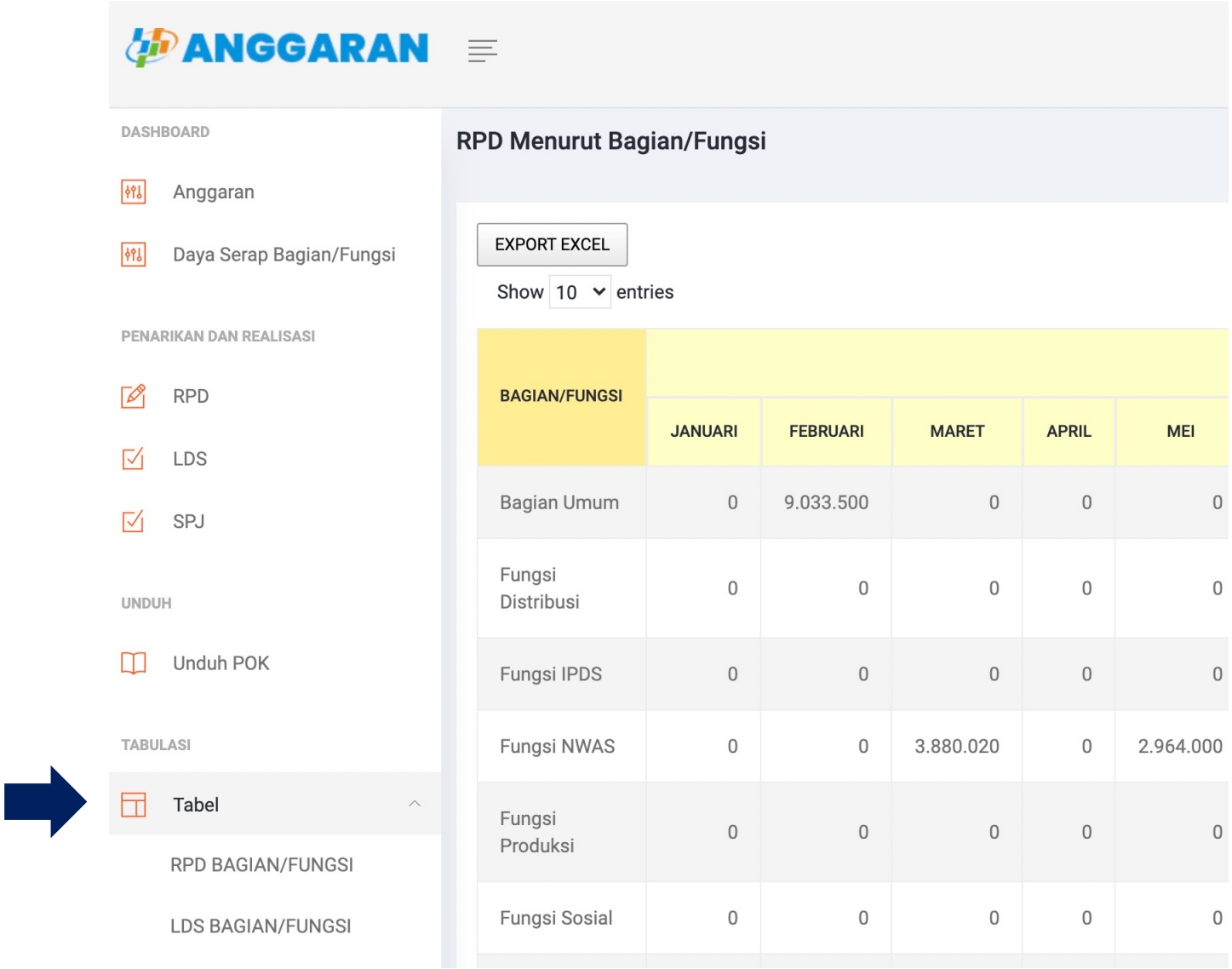


| BAGIAN/FUNGSI | JANUARI | FEBRUARI | MARET | APRIL | MEI |
|---|---|---|---|---|---|
| Bagian Umum | 0 | 9.033.500 | 0 | 0 | 0 |
| Fungsi Distribusi | 0 | 0 | 0 | 0 | 0 |
| Fungsi IPDS | 0 | 0 | 0 | 0 | 0 |
| Fungsi NWAS | 0 | 0 | 3.880.020 | 0 | 2.964.000 |
| Fungsi Produksi | 0 | 0 | 0 | 0 | 0 |
| Fungsi Sosial | 0 | 0 | 0 | 0 | 0 |

## Tabulasi

# Rencana Penarikan Dana setiap bulan menurut Bagian/Fungsi

RPD Menurut Bagian/Fungsi

Dashboard > Tabel > RPD Bagian/Fu

EXPORT EXCEL

Show 10 entries

Search:

| BAGIAN/FUNGSI | REKAP RPD PER BULAN | | | | | | | | | | | |
|---|---|---|---|---|---|---|---|---|---|---|---|---|
| | JANUARI | FEBRUARI | MARET | APRIL | MEI | JUNI | JULI | AGUSTUS | SEPTEMBER | OKTOBER | NOVEMBER | DESEMBER |
| Bagian Umum | 0 | 0 | 0 | 0 | 0 | 0 | 0 | 0 | 0 | 0 | 0 | 0 |
| Fungsi Distribusi | 0 | 0 | 0 | 0 | 0 | 0 | 0 | 0 | 0 | 0 | 0 | 0 |
| Fungsi IPDS | 0 | 0 | 0 | 0 | 0 | 0 | 0 | 0 | 0 | 0 | 0 | 0 |
| Fungsi NWAS | 0 | 0 | 0 | 0 | 0 | 0 | 0 | 0 | 0 | 0 | 0 | 0 |
| Fungsi Produksi | 0 | 0 | 0 | 0 | 0 | 0 | 0 | 0 | 0 | 0 | 0 | 0 |
| Fungsi Sosial | 0 | 0 | 0 | 0 | 0 | 0 | 0 | 0 | 0 | 0 | 0 | 0 |
| SP2020 | 0 | 0 | 0 | 0 | 0 | 0 | 0 | 0 | 0 | 0 | 0 | 0 |
| TOTAL | 0 | 0 | 0 | 0 | 0 | 0 | 0 | 0 | 0 | 0 | 0 | 0 |

Showing 1 to 8 of 8 entries

Previous 1 Next

## Tabulasi

# Laporan Daya Serap setiap bulan menurut Bagian/Fungsi

LDS Menurut Bagian/Fungsi

Dashboard > Tabel > LDS Bagian/Fungsi

EXPORT EXCEL

Show 10 entries

Search:

| BAGIAN/FUNGSI | REKAP LDS PER BULAN | | | | | | | | | | | |
|---|---|---|---|---|---|---|---|---|---|---|---|---|
| | JANUARI | FEBRUARI | MARET | APRIL | MEI | JUNI | JULI | AGUSTUS | SEPTEMBER | OKTOBER | NOVEMBER | DESEMBER |
| Bagian Umum | 0 | 0 | 0 | 0 | 0 | 0 | 0 | 0 | 0 | 0 | 0 | 0 |
| Fungsi Distribusi | 0 | 0 | 0 | 0 | 0 | 0 | 0 | 0 | 0 | 0 | 0 | 0 |
| Fungsi IPDS | 60.000 | 0 | 0 | 0 | 0 | 0 | 0 | 0 | 0 | 0 | 0 | 0 |
| Fungsi NWAS | 0 | 0 | 0 | 0 | 0 | 0 | 0 | 0 | 0 | 0 | 0 | 0 |
| Fungsi Produksi | 0 | 0 | 0 | 0 | 0 | 0 | 0 | 0 | 0 | 0 | 0 | 0 |
| Fungsi Sosial | 0 | 0 | 0 | 0 | 0 | 0 | 0 | 0 | 0 | 0 | 0 | 0 |
| SP2020 | 0 | 0 | 0 | 0 | 0 | 0 | 0 | 0 | 0 | 0 | 0 | 0 |
| TOTAL | 60.000 | 0 | 0 | 0 | 0 | 0 | 0 | 0 | 0 | 0 | 0 | 0 |

Showing 1 to 8 of 8 entries

Previous 1 Next

## Tabulasi

# Rencana Penarikan Dana setiap bulan menurut Jenis Belanja

RPD Menurut Jenis Belanja

Dashboard > Tabel > RPD Jenis B

EXPORT EXCEL

Show 10 entries

Search:

| JENIS BELANJA | PAGU | REKAP RPD PER BAGIAN/FUNGSI | | | | | | | REKAP ANGGARAN YANG BELUM DIIDENTIFIKASI PEMANFAATANNYA | | | | | | |
|---|---|---|---|---|---|---|---|---|---|---|---|---|---|---|---|
| | | BAGIAN UMUM | FUNGSI SOSIAL | FUNGSI PRODUKSI | FUNGSI DISTRIBUSI | FUNGSI NWAS | FUNGSI IPDS | SP2020 | BAGIAN UMUM | FUNGSI SOSIAL | FUNGSI PRODUKSI | FUNGSI DISTRIBUSI | FUNGSI NWAS | FUNGSI IPDS | SP2 |
| AKUN COVID | 561.797.000 | 0 | 0 | 0 | 0 | 0 | 0 | 0 | 362.887.000 | 52.300.000 | 37.350.000 | 77.760.000 | 9.000.000 | 13.900.000 | 8.6 |
| ARK | 110.080.000 | 0 | 0 | 0 | 0 | 0 | 0 | 0 | 110.080.000 | 0 | 0 | 0 | 0 | 0 | |
| ATK & COMP. SUPPLIES | 157.474.000 | 0 | 0 | 0 | 0 | 0 | 0 | 0 | 157.474.000 | 0 | 0 | 0 | 0 | 0 | |
| BARANG MODAL | 30.000.000 | 0 | 0 | 0 | 0 | 0 | 0 | 0 | 0 | 0 | 0 | 30.000.000 | 0 | 0 | |
| BARANG/JASA | 466.119.000 | 0 | 0 | 0 | 0 | 0 | 0 | 0 | 400.519.000 | 6.100.000 | 0 | 26.500.000 | 0 | 500.000 | 32.5 |
| COMPUTER SUPPLIES | 62.400.000 | 0 | 0 | 0 | 0 | 0 | 0 | 0 | 44.400.000 | 6.000.000 | 0 | 2.000.000 | 0 | 0 | 10.0 |
| GAJI & TUNJANGAN | 10.648.053.000 | 0 | 0 | 0 | 0 | 0 | 0 | 0 | 10.648.053.000 | 0 | 0 | 0 | 0 | 0 | |
| HONOR | 4.966.896.000 | 0 | 0 | 0 | 0 | 0 | 0 | 0 | 551.900.000 | 124.036.000 | 147.176.000 | 550.189.000 | 179.121.000 | 5.312.000 | 3.409.1 |

## Tabulasi

# Laporan Daya Serap setiap bulan menurut Bagian/Fungsi

EXPORT EXCEL

Show 10 entries

Search:

| JENIS BELANJA | PAGU | REKAP LDS PER BAGIAN/FUNGSI | | | | | | | REKAP SISA ANGGARAN PER BAGIAN/FUNGSI | | | | | | |
|---|---|---|---|---|---|---|---|---|---|---|---|---|---|---|---|
| | | BAGIAN UMUM | FUNGSI SOSIAL | FUNGSI PRODUKSI | FUNGSI DISTRIBUSI | FUNGSI NWAS | FUNGSI IPDS | SP2020 | BAGIAN UMUM | FUNGSI SOSIAL | FUNGSI PRODUKSI | FUNGSI DISTRIBUSI | FUNGSI NWAS | FUNGSI IPDS | SP2020 |
| AKUN COVID | 561.797.000 | 0 | 0 | 0 | 0 | 0 | 0 | 0 | 362.887.000 | 52.300.000 | 37.350.000 | 77.760.000 | 9.000.000 | 13.900.000 | 8.600.( |
| ARK | 110.080.000 | 0 | 0 | 0 | 0 | 0 | 0 | 0 | 110.080.000 | 0 | 0 | 0 | 0 | 0 | |
| ATK & COMP. SUPPLIES | 157.474.000 | 0 | 0 | 0 | 0 | 0 | 0 | 0 | 157.474.000 | 0 | 0 | 0 | 0 | 0 | |
| BARANG MODAL | 30.000.000 | 0 | 0 | 0 | 0 | 0 | 0 | 0 | 0 | 0 | 0 | 30.000.000 | 0 | 0 | |
| BARANG/JASA | 466.119.000 | 0 | 0 | 0 | 0 | 0 | 0 | 0 | 400.519.000 | 6.100.000 | 0 | 26.500.000 | 0 | 500.000 | 32.500.( |
| COMPUTER SUPPLIES | 62.400.000 | 0 | 0 | 0 | 0 | 0 | 0 | 0 | 44.400.000 | 6.000.000 | 0 | 2.000.000 | 0 | 0 | 10.000.( |
| GAJI & TUNJANGAN | 10.648.053.000 | 0 | 0 | 0 | 0 | 0 | 0 | 0 | 10.648.053.000 | 0 | 0 | 0 | 0 | 0 | |
| HONOR | 4.966.896.000 | 0 | 0 | 0 | 0 | 0 | 0 | 0 | 551.900.000 | 124.036.000 | 147.176.000 | 550.189.000 | 179.121.000 | 5.312.000 | 3.409.162.( |

# Demo Aplikasi

# Terima Kasih